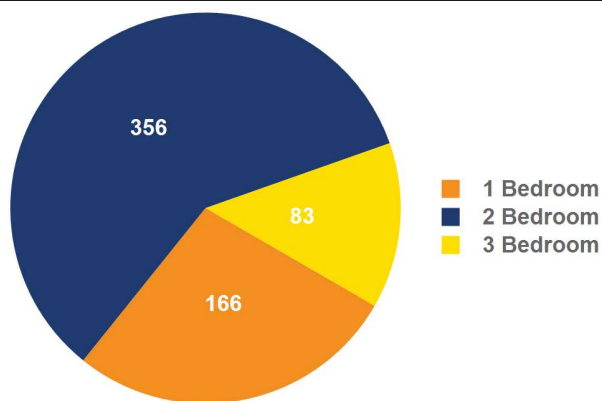


# Rent Comparables by Bedroom

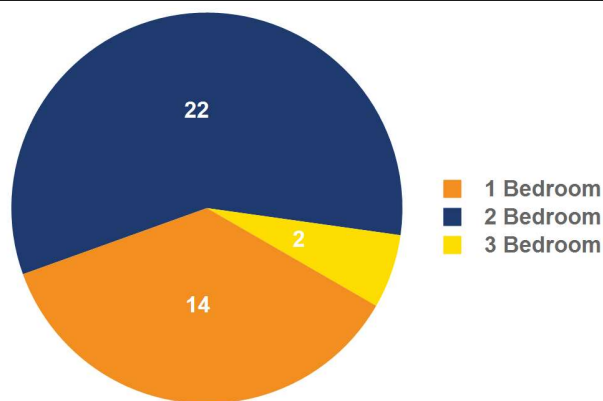
Studio Comps	One Bed Comps	Two Bed Comps	Three Bed Comps
-	<b>\$1,055</b>	<b>\$1,265</b>	<b>\$1,573</b>
Subject	Subject	Subject	Subject
<b>\$1,369</b>	<b>\$1,101</b>	<b>\$1,261</b>	-

Current Conditions in Rent Comps	Studio	1 Bedroom	2 Bedroom	3 Bedroom
Total Number of Units	0	166	356	83
Vacancy Rate	-	8.2%	6.1%	2.8%
Asking Rent Per Unit	-	\$1,055	\$1,265	\$1,573
Asking Rent Per SF	-	\$1.63	\$1.40	\$1.23
Effective Rents Per Unit	-	\$1,046	\$1,258	\$1,569
Effective Rents Per SF	-	\$1.61	\$1.39	\$1.23
Concessions	-	0.8%	0.5%	0.3%
Changes Past Year in Rent Comps	Studio	1 Bedroom	2 Bedroom	3 Bedroom
Year-Over-Year Effective Rent Growth	-	2.2%	0.2%	2.4%
Year-Over-Year Vacancy Rate Change	-	0.7%	0.6%	-0.6%
12 Month Net Absorption in Units	-	-1	-2	1

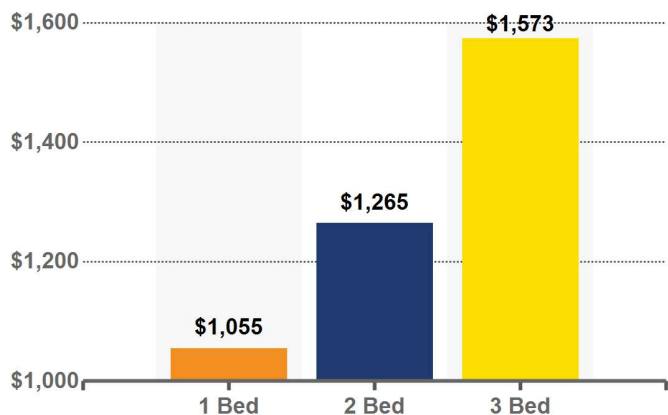
## EXISTING UNITS



## VACANT UNITS



## ASKING RENT PER UNIT PER MONTH



## 12 MONTH NET ABSORPTION IN UNITS

